

4-26.5 GHz

MINIATURE VARIABLE ATTENUATORS

- Usable From 4 to 33 GHz
- Low Minimum Insertion Loss
- Small Size, Lightweight
- Operational to 105°C Without Degradation (125°C Storage)
- Excellent Communications Band (Narrow Band) Performance

SPECIFICATIONS

FREQUENCY RANGE (GHz)	MODEL	ATTENUATION RANGE dB (Min)	POWER INPUT		VSWR (Max)	INSERTION LOSS (Max dB)	FREQUENCY SENSITIVITY (dB)	WEIGHT (Max)	
			AVG. W(Max)	PEAK kW(Max)				Oz	Gr
12.4-18	4797	45	10	3	1.3	1.0	±3.0	12	340
7-18	4798	20	5	3	1.7	0.5	±3.0	2	57

Connectors: SMA Female

FREQUENCY RANGE (GHz)	MODEL	ATTENUATION RANGE dB (Min)	POWER INPUT		VSWR (Max)		INSERTION LOSS (Max dB)		FREQUENCY SENSITIVITY (dB)		WEIGHT (Max)	
			AVG. W(Max)	PEAK kW(Max)	4.0-7.0	7.0-18.0	4.0-12.4	12.4-18	8-12.4	12.4-18.0	Oz	Gr
4-18	4799	15	5	3	1.5	1.3	0.7	1.0	±0.5	±2.0	7.5	213

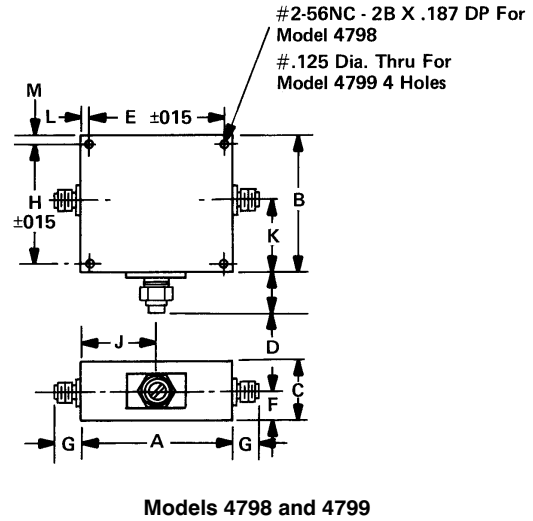
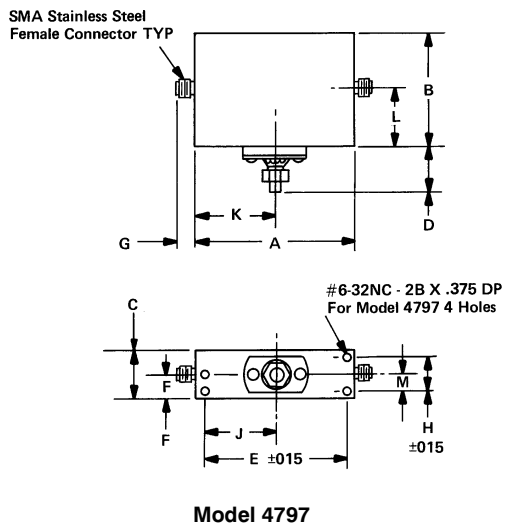
Connectors: SMA Female

FREQUENCY RANGE (GHz)	MODEL	ATTENUATION RANGE dB (Min)	POWER INPUT		VSWR (Max)	INSERTION LOSS (Max dB)		FREQUENCY SENSITIVITY (dB)	WEIGHT	
			AVG. W(Max)	PEAK kW(Max)		7-12.4	12.4-26.5		Oz	Gr
7-26.5	4796	15	5	1.4	1.7	0.7	1.5	±3.0	7.5	213

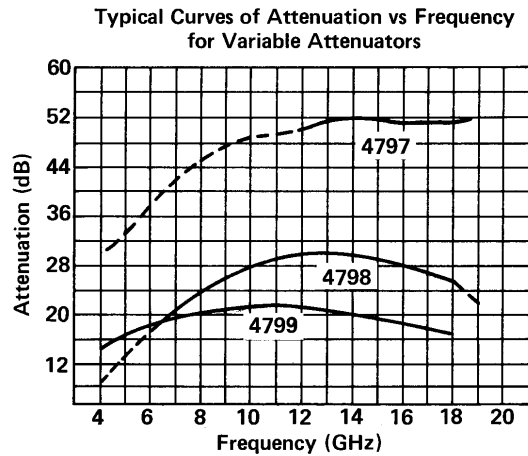
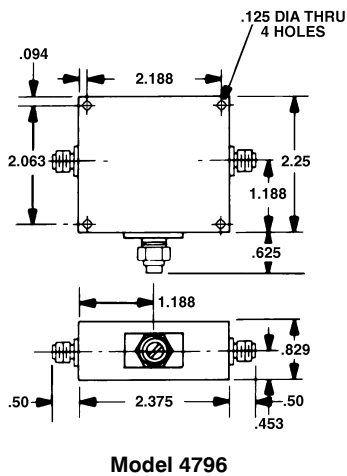
Connectors: 3.5mm Female

Attenuators

OUTLINE DRAWINGS



Model	A	B	C	D	E ±.015	F	G	H ±.015	J	K	L	M
4797	3.26	2.64	1.01	.92	3.000	.51	.33	0.625	1.51	1.63	1.47	.32
4798	1.02	1.76	0.51	.51	0.875	.26	.38	1.630	0.50	1.32	0.07	.07
4799	2.38	2.26	0.92	.63	2.187	.46	.38	2.062	1.19	1.19	0.10	.10



All dimensions are Max. unless otherwise specified.